

## Cables and breakout box (options)

### Cables

To connect the multicore connector of the camera to the breakout box the following cables are optionally available:

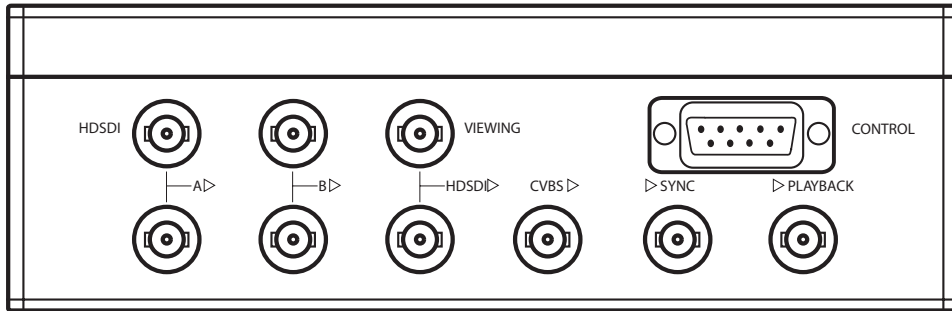
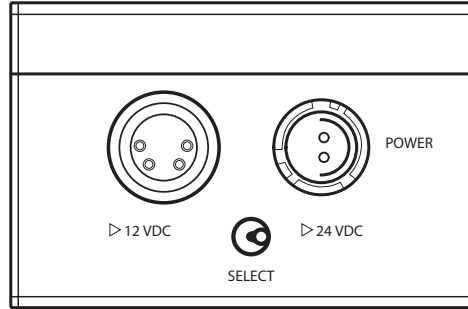
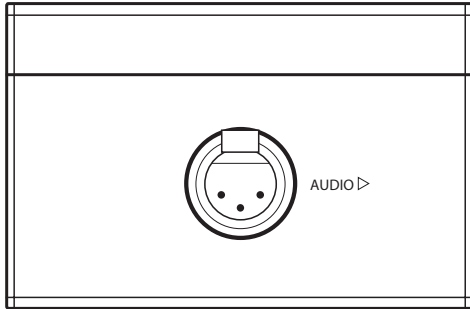
|                                 |            |
|---------------------------------|------------|
| HD Cable Assy 10m Full Function | LDK8175/01 |
| HD Cable Assy 40m Full Function | LDK8175/04 |
| HD Cable Assy 10m Standard      | LDK8175/11 |
| HD Cable Assy 40m Standard      | LDK8175/14 |

In the standard cables the following pins are not connected: 1, 2, 3, 14, 15, 16, 17, 18, 19, 20, 21, 22, 23 and B (see multicore connector pinning).

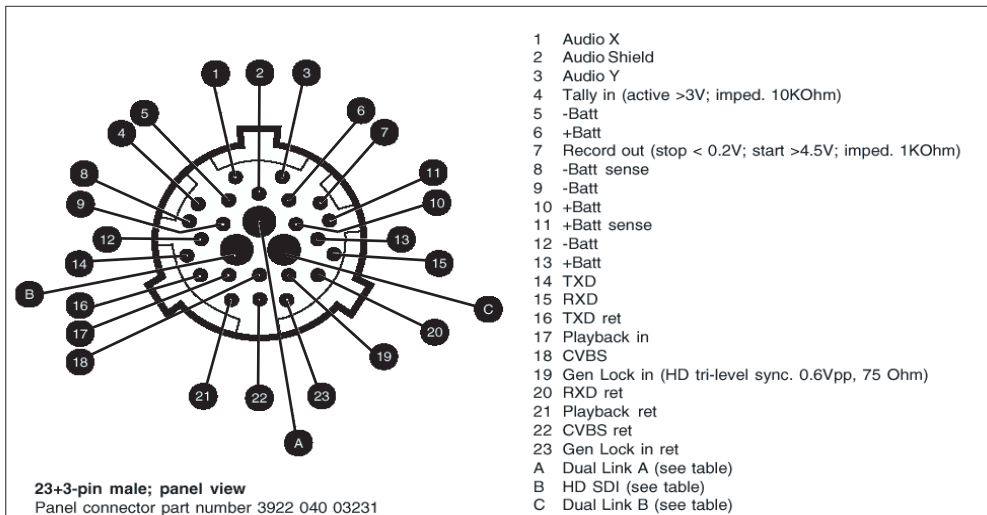
### Breakout box option (LDK 8275)

The breakout box has the following connectors:

- Multicore in
- HDSDI A out (x2)
- HDSDI B out (x2)
- Viewing HDSDI out (x2)
- CVBS out
- Sync. in
- Playback in
- Control
- Power in 12 Vdc
- Power in 24 Vdc
- Audio out



### Multicore connector



### Viper signal output

| BNC connectors | Multicore pins | Processing modes |               |                 |             |
|----------------|----------------|------------------|---------------|-----------------|-------------|
|                |                | FilmStream       | HD Stream     | R, G, B         | Y, Cr, Cb   |
| HDSDI-A        | A              | Dual link 4:2:2* | HDSDI 4:2:2*  | Dual link 4:2:2 | HDSDI 4:2:2 |
| Viewing        | B              | HDSDI 4:2:2**    | HDSDI 4:2:2** | HDSDI 4:2:2     | HDSDI 4:2:2 |
| HDSDI-B        | C              | Dual link 0:2:2* | HDSDI 4:2:2*  | Dual link 0:2:2 | HDSDI 4:2:2 |

\* no video processing  
\*\* monitoring quality only